



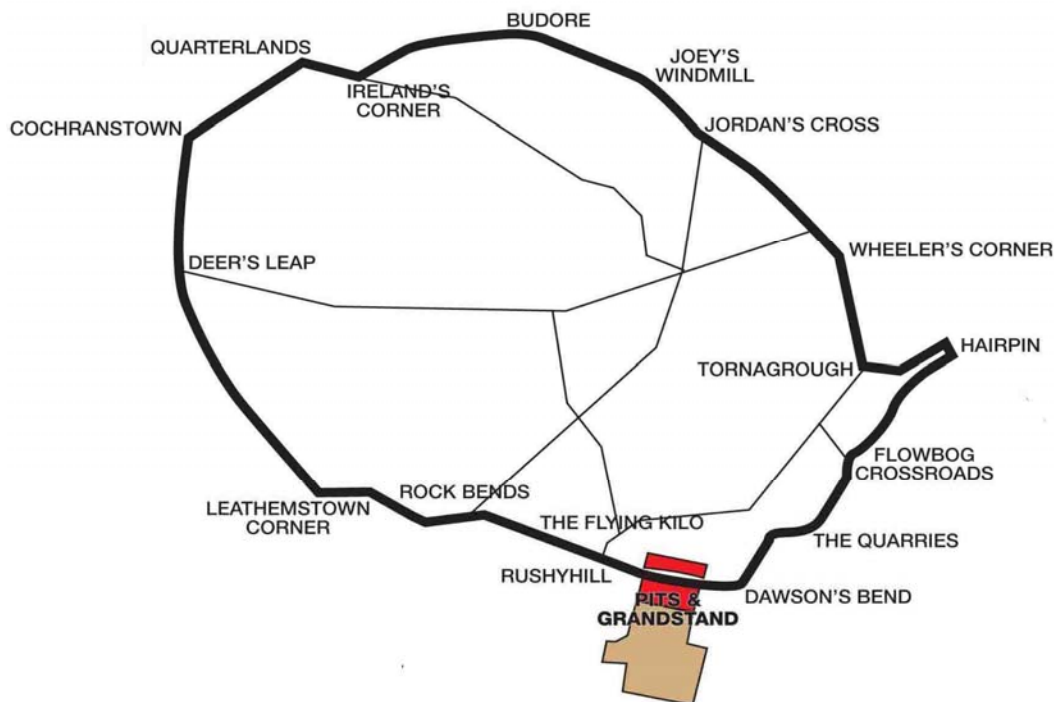
Wednesday 13<sup>th</sup> – Saturday 16<sup>th</sup> August 2014

promoted by  
**Dundrod & District Motorcycle Club**  
[www.ulstergrandprix.net](http://www.ulstergrandprix.net)

## METZELER SUPERBIKE RACE



# Dundrod Circuit 7.4011 miles



## LAP RECORDS

Class	Name	Machine	m s	mph	Year
125cc	William Dunlop	Honda	3 55.017	113.370	2009
Moto 3	Christian Elkin	Honda 250	4 06.683	108.009	2013
250cc	Darran Lindsay	Honda	3 38.634	121.866	2006
400cc	Jason Griffiths	Yamaha 400	3 58.43	111.748	2003
Moto 450	Paul Owen	Yamaha	4 36.889	96.226	2011
Supertwin	Ryan Farquhar	Kawasaki 650	3 44.917	118.461	2012
Supersport	Michael Dunlop	Yamaha	3 27.187	128.599	2010
Superstock	Ian Hutchinson	Honda	3 21.599	132.163	2010
Superbike	Bruce Anstey (NZ)	Suzuki	3 18.870	133.977	2010
Challenge Superbike	Rob Barber	BMW	3 26.303	129.150	2012
National 750cc	Lee Johnston	Honda 600	3 36.269	123.198	2012

## MOST WINS at the ULSTER GP

Joey Dunlop	24	1979 - 99	(125 - 2, 250 - 7, 500 - 3, Superbike - 8, F1 - 4)
Ian Lougher	18	1998 - 13	(125 - 4, 250 - 3, Supersport - 3, Superstock - 2, Superbike - 6)
Phillip McCallen	14	1991 - 96	(250 - 6, 400 - 1, Supersport - 3, Superbike - 4)
Guy Martin	11	2006 - 13	(Supersport - 4, Superbike - 7)
Brian Reid	9	1983 - 92	(250 - 4, 350 - 2, 400 - 1, F2 - 1, Supersport - 1)
Robert Dunlop	9	1990 - 03	(125 - 7, Superbike - 2)
Ryan Farquhar	9	2002 - 12	(400 - 1, Supertwin - 4, Supersport - 2, Superstock - 2)
Bruce Anstey (NZ)	8	2003 - 12	(Supersport - 2, Prod'n 600 - 1, Superstock - 2, Superbike - 3)
Stanley Woods	7	1924 - 39	(350 - 1, 500 - 4, Over 600 - 2)
Mike Hailwood	7	1959 - 67	(125 - 1, 250 - 1, 350 - 1, 500 - 4)
Giacomo Agostini (I)	7	1967 - 70	(350 - 4, 500 - 3)
Ray McCullough	7	1971 - 82	(250 - 3, 350 - 4)
Bob Jackson	7	1993 - 97	(SSP - 1, Classic 250 - 3, Classic 500 - 3)
William Dunlop	7	2007 - 13	(125 - 2, 250 - 2, Supersport - 3)
John Surtees	6	1955 - 60	(250 - 1, 350 - 3, 500 - 2)
John Williams	6	1973 - 78	(250 - 1, 350 - 1, 500 - 3, Superbike - 1)
Bill Swallow	6	1994 - 00	(Classic 350 - 3, Classic 500 - 3)
Michael Dunlop	6	2011 - 13	(Supersport - 2, Superstock - 3, Superbike - 1)

## MOST WINS at the DUNDROD 150

Joey Dunlop	24	1976 - 94	(125 - 1, 250 - 5, 350 - 2, 500 - 3, Superbike - 13)
Bob Jackson	11	1981 - 98	(250 - 1, Supersport - 2, Superbike - 4, Classic - 4)
Ray McCullough	10	1965 - 82	(250 - 7, 350 - 3)

# METZELER ULSTER GRAND PRIX SUPERBIKE / SUPERSTOCK

UGP First Qualifying  
Wednesday, 13 August 2014



## UGP Superbike First Qualifying

Qualifying Time

3:59.650

Qualifying Speed

111.179


Pos	Class	No	Name	Machine / Sponsor	Time	Best Lap			Total Laps	Qualifying Laps
						Behind	Speed	On		
1	SBK	4	Guy MARTIN	Suzuki - Tyco Suzuki by TAS Racing	3:22.227		131.753	6	7	7
2	SBK	1	Michael DUNLOP	BMW - BMW Motorrad	3:22.996	0.769	131.254	6	7	5
3	SBK	5	Bruce ANSTEY	Honda - Valvoline Racing by Padgetts	3:23.215	0.988	131.112	4	6	5
4	SBK	6	William DUNLOP	Suzuki - Tyco Suzuki by TAS Racing	3:24.083	1.856	130.555	4	9	8
5	SBK	13	Lee JOHNSTON	Honda - ECC / Pirtek	3:24.471	2.244	130.307	3	4	3
6	SBK	2	Ian HUTCHINSON	Yamaha - Milwaukee Yamaha	3:25.223	2.996	129.829	10	10	7
7	SBK	60	Peter HICKMAN	BMW - Ice Valley by Motorsave	3:26.146	3.919	129.248	8	10	9
8	SBK	14	Dan KNEEN	Suzuki - Cookstown BE Racing	3:26.579	4.352	128.977	2	4	3
9	SBK	12	Dean HARRISON	Kawasaki - RC Express Racing by MSS	3:27.282	5.055	128.540	3	4	3
10	SBK	24	Steve MERCER	Suzuki - Team Traction Control	3:27.359	5.132	128.492	5	6	5
11	SBK	11	Stephen THOMPSON	BMW - Bathams prize winning ales	3:27.945	5.718	128.130	3	5	4
12	SBK	15	Derek SHEILS	Kawasaki - CD Racing	3:29.337	7.110	127.278	2	9	6
13	SBK	48	Derek McGEE	Kawasaki - McGee Racing	3:29.522	7.295	127.165	4	8	7
14	SBK	29	Ivan LINTIN	Honda - Taylor Lindsey Racing	3:30.744	8.517	126.428	2	4	3
15	SBK	19	Rob BARBER	BMW - Block Solutions	3:30.994	8.767	126.278	4	10	9
16	SBK	97	Seamus ELLIOTT	Kawasaki - D & G W Racing	3:31.030	8.803	126.257	5	7	5
17	SBK	52	Russ MOUNTFORD	Kawasaki - Silicone Engineering Racing	3:32.009	9.782	125.674	11	11	9
18	SBK	61	John WALSH	BMW - Nolan	3:32.565	10.338	125.345	7	8	6
19	SBK	31	Shaun ANDERSON	Suzuki - CN Racing	3:32.794	10.567	125.210	8	9	8
20	SBK	111	Paul SHOESMITH	BMW - Ice Valley by Motorsave	3:33.669	11.442	124.697	7	11	10
21	SBK	98	Paul OWEN	Honda - Team #98	3:34.320	12.093	124.319	6	8	6
22	SBK	40	Daley MATHISON	Suzuki - Hol-Taj/Team Classic Suzuki	3:34.661	12.434	124.121	4	9	7
23	SBK	94	Ben WYLIE	Bimota - bimota.uk.com	3:35.287	13.060	123.760	7	9	8
24	SBK	65	Michael SWEENEY	Kawasaki - MJR Racing	3:36.091	13.864	123.300	2	2	2
25	SBK	43	Mark PARRETT	BMW - C & C Ltd.	3:36.675	14.448	122.967	6	9	7
26	SBK	25	Ivan SHANLEY	Suzuki - Raymond Lilley Electrical	3:37.078	14.851	122.739	4	4	3
27	SBK	36	Fabrice MIGUET	Honda	3:37.755	15.528	122.358	5	8	6
28	SBK	71	Davy MORGAN	Honda - Strangford Holiday Park	3:38.853	16.626	121.744	3	4	3
29	SBK	27	Nuno CAETANO	Kawasaki - KS Team of Portugal	3:38.962	16.735	121.683	2	6	5
30	SBK	16	Dave HEWSON	Aprilia - Obsession Engineering	3:38.976	16.749	121.675	7	9	7
31	SBK	70	Phillip CROWE	BMW - Handtrans-Objektum-Fleetwood	3:39.747	17.520	121.248	10	10	7
32	SBK	66	Tom McHALE	Honda	3:40.678	18.451	120.737	4	5	4
33	SBK	17	Mark GOODINGS	Kawasaki - IPG Racing	3:40.896	18.669	120.618	7	10	8
34	SBK	21	Alan CONNOR	Suzuki - Connor Racing	3:41.320	19.093	120.387	3	8	6
35	SBK	41	Neil GREGORY	Honda - Quelch Afterdark Racing	3:41.627	19.400	120.220	5	7	6
36	SBK	23	Dennis BOOTH	Suzuki	3:42.222	19.995	119.898	6	7	5
37	SBK	47	Alistair KIRK	Kawasaki - AKR / McCurry Motorsport	3:42.352	20.125	119.828	7	9	7
38	SBK	95	Xavier DENIS	Kawasaki	3:42.682	20.455	119.650	6	9	6
39	SBK	89	Colin STEPHENSON	Honda - CS Racing	3:43.348	21.121	119.293	6	7	6
40	SBK	91	Anthony McCOLGAN	Ducati	3:44.630	22.403	118.613	4	5	4
41	SBK	33	Paul CRANSTON	Suzuki - P & J Fuel Haulage	3:46.840	24.613	117.457	5	10	9
42	SBK	80	Darren COOPER	Kawasaki	3:49.952	27.725	115.867	4	5	4
43	SBK	38	Andrew SELLARS	Honda	3:58.177	35.950	111.866	5	6	5

### Non Qualifiers

SBK	69	George SPENCE	Honda - Dod Spence Racing	42:59.260	39:33.261	10.330	1	1	0
-----	----	---------------	---------------------------	-----------	-----------	--------	---	---	---

Provisional result to be confirmed by the Stewards of the Meeting subject to completion of technical inspections & the time limit for protests

Page 1 / 2

Circuit	<b>Dundrod</b>	Signed		Organising Club	<b>Dundrod &amp; District MCC</b>
Length(miles)	<b>7.4011</b> Lap 1 (7.2763)		Chief Timekeeper	Qualifying Started	<b>19:34</b>
Weather	<b>Bright</b>	Issued At:	20:28		
Track	<b>Dry</b>				

# METZELER ULSTER GRAND PRIX SUPERBIKE / SUPERSTOCK

UGP First Qualifying  
Wednesday, 13 August 2014



## Superstock First Qualifying

Qualifying Time

4:03.748

Qualifying Speed

109.309


Pos	Class	No	Name	Machine / Sponsor	Time	Best Lap			Total Laps	Qualifying Laps
						Behind	Speed	On		
1	STK	1	Michael DUNLOP	BMW - MD Racing	3:25.999		129.340	3	4	3
2	STK	60	Peter HICKMAN	BMW - Ice Valley by Motorsave	3:26.146	0.147	129.248	8	10	9
3	STK	5	Bruce ANSTEY	Honda - Valvoline Racing by Padgetts	3:26.100	1.001	128.715	3	4	3
4	STK	4	Guy MARTIN	Suzuki - Tyco Suzuki by TAS Racing	3:27.011	1.012	128.708	3	5	4
5	STK	11	Stephen THOMPSON	BMW - Bathams prize winning ales	3:27.945	1.946	128.130	3	5	4
6	STK	13	Lee JOHNSTON	Honda - ECC / Pirtek	3:29.015	3.016	127.474	3	4	3
7	STK	15	Derek SHEILS	Kawasaki - CD Racing	3:29.337	3.338	127.278	2	9	6
8	STK	14	Dan KNEEN	Suzuki - Marks Bloom Racing	3:29.463	3.464	127.201	5	7	6
9	STK	29	Ivan LINTIN	Honda - Taylor Lindsey Racing	3:30.744	4.745	126.428	2	4	3
10	STK	19	Rob BARBER	BMW - Block Solutions	3:30.994	4.995	126.278	4	10	9
11	STK	97	Seamus ELLIOTT	Kawasaki - D & G W Racing	3:31.030	5.031	126.257	5	7	5
12	STK	52	Russ MOUNTFORD	Kawasaki - Silicone Engineering Racing	3:32.009	6.010	125.674	11	11	9
13	STK	12	Dean HARRISON	Kawasaki - RC Express Racing by MSS	3:33.137	7.138	125.009	4	4	4
14	STK	111	Paul SHOESMITH	BMW - Ice Valley by Motorsave	3:33.669	7.670	124.697	7	11	10
15	STK	24	Steve MERCER	Suzuki - Team Traction Control	3:33.766	7.767	124.641	4	5	4
16	STK	98	Paul OWEN	Honda - Team #98	3:34.320	8.321	124.319	6	8	6
17	STK	94	Ben WYLIE	Bimota - bimota.uk.com	3:35.287	9.288	123.760	7	9	8
18	STK	65	Michael SWEENEY	Kawasaki - MJR Racing	3:36.091	10.092	123.300	2	2	2
19	STK	43	Mark PARRETT	BMW - C & C Ltd.	3:36.675	10.676	122.967	6	9	7
20	STK	71	Davy MORGAN	Honda - CMS	3:36.973	10.974	122.799	2	4	3
21	STK	25	Ivan SHANLEY	Suzuki - Raymond Lilley Electrical	3:37.078	11.079	122.739	4	4	3
22	STK	36	Fabrice MIGUET	Honda	3:37.755	11.756	122.358	5	8	6
23	STK	27	Nuno CAETANO	Kawasaki - KS Team of Portugal	3:38.962	12.963	121.683	2	6	5
24	STK	16	Dave HEWSON	Aprilia - Obsession Engineering	3:38.976	12.977	121.675	7	9	7
25	STK	70	Phillip CROWE	BMW - Handtrans-Objektum-Fleetwood	3:39.747	13.748	121.248	10	10	7
26	STK	66	Tom McHALE	Honda	3:40.678	14.679	120.737	4	5	4
27	STK	17	Mark GOODINGS	Kawasaki - IPG Racing	3:40.896	14.897	120.618	7	10	8
28	STK	21	Alan CONNOR	Suzuki - Connor Racing	3:41.320	15.321	120.387	3	8	6
29	STK	41	Neil GREGORY	Honda - Quelch Afterdark Racing	3:41.627	15.628	120.220	5	7	6
30	STK	23	Dennis BOOTH	Suzuki	3:42.222	16.223	119.898	6	7	5
31	STK	47	Alistair KIRK	Kawasaki - AKR / McCurry Motorsport	3:42.352	16.353	119.828	7	9	7
32	STK	95	Xavier DENIS	Kawasaki	3:42.682	16.683	119.650	6	9	6
33	STK	91	Anthony McCOLGAN	Ducati	3:44.630	18.631	118.613	4	5	4
34	STK	33	Paul CRANSTON	Suzuki - P & J Fuel Haulage	3:46.840	20.841	117.457	5	10	9
35	STK	80	Darren COOPER	Kawasaki	3:49.952	23.953	115.867	4	5	4
36	STK	38	Andrew SELLARS	Honda	3:58.177	32.178	111.866	5	6	5

### Non Qualifiers

STK	69	George SPENCE	Honda - Dod Spence Racing	42:59.260	39:33.261	10.330	1	1	0
-----	----	---------------	---------------------------	-----------	-----------	--------	---	---	---

Provisional result to be confirmed by the Stewards of the Meeting subject to completion of technical inspections & the time limit for protests

Page 2 / 2

Circuit	<b>Dundrod</b>		Signed	 Chief Timekeeper	Organising Club	<b>Dundrod &amp; District MCC</b>
Length(miles)	<b>7.4011</b>	<b>Lap 1 (7.2763)</b>			Qualifying Started	<b>19:34</b>
Weather	<b>Bright</b>					
Track	<b>Dry</b>		Issued At:	<b>20:28</b>		

# METZELER ULSTER GRAND PRIX

## SUPERBIKE / SUPERSTOCK

### UGP First Qualifying

Wednesday, 13 August 2014

## DETAILED RESULT

### UGP Superbike First Qualifying



#### Qualifying Classification

Position

#### **1** 4 Guy MARTIN

SBK Behind  
Best Time **3:22.227** Best Speed **131.753** On **6** Gp **a**

Lap	Elapsed Time	Lap Time	Lap Speed
1	3:33.844	3:33.844	122.494
2	6:56.571	3:22.727	131.428
3	10:20.598	3:24.027	130.590
4	13:45.227	3:24.629	130.206
5	17:09.350	3:24.123	130.529
6	20:31.577	3:22.227	131.753
7	24:04.320	3:32.743	125.240

#### **2** 1 Michael DUNLOP

SBK Behind **0.769**  
Best Time **3:22.996** Best Speed **131.254** On **6** Gp **a**

Lap	Elapsed Time	Lap Time	Lap Speed
1	3:56.197	3:56.197	110.902
2	23:55.083	19:58.886	22.224
3	27:18.411	3:23.328	131.039
4	30:45.427	3:27.016	128.705
5	37:15.502	6:30.075	68.305
6	40:38.498	3:22.996	131.254
7	44:02.051	3:23.553	130.894

#### **3** 5 Bruce ANSTEY

SBK Behind **0.988**  
Best Time **3:23.215** Best Speed **131.112** On **4** Gp **a**

Lap	Elapsed Time	Lap Time	Lap Speed
1	4:44.043	4:44.043	92.221
2	8:11.017	3:26.974	128.731
3	11:41.691	3:30.674	126.470
4	15:04.906	3:23.215	131.112
5	18:29.492	3:24.586	130.234
6	22:03.395	3:33.903	124.561

#### **4** 6 William DUNLOP

SBK Behind **1.856**  
Best Time **3:24.083** Best Speed **130.555** On **4** Gp **a**

Lap	Elapsed Time	Lap Time	Lap Speed
1	3:40.621	3:40.621	118.732
2	7:05.818	3:25.197	129.846
3	10:30.505	3:24.687	130.169
4	13:54.588	3:24.083	130.555
5	17:47.029	3:52.441	114.627
6	32:05.203	14:18.174	31.047
7	35:31.093	3:25.890	129.409
8	38:58.330	3:27.237	128.568
9	42:23.256	3:24.926	130.017

### UGP Superbike First Qualifying

#### Qualifying Classification

Position

#### **5** 13 Lee JOHNSTON

SBK Behind **2.244**  
Best Time **3:24.471** Best Speed **130.307** On **3** Gp **a**

Lap	Elapsed Time	Lap Time	Lap Speed
1	22:45.340	22:45.340	19.185
2	26:10.323	3:24.983	129.981
3	29:34.794	3:24.471	130.307
4	33:20.346	3:45.552	118.128

#### **6** 2 Ian HUTCHINSON

SBK Behind **2.996**  
Best Time **3:25.223** Best Speed **129.829** On **10** Gp **a**

Lap	Elapsed Time	Lap Time	Lap Speed
1	4:01.992	4:01.992	108.246
2	7:39.034	3:37.042	122.759
3	14:36.747	6:57.713	63.785
4	18:03.706	3:26.959	128.740
5	21:32.642	3:28.936	127.522
6	25:08.658	3:36.016	123.343
7	33:04.746	7:56.088	55.964
8	36:32.182	3:27.436	128.444
9	39:58.506	3:26.324	129.137
10	43:23.729	3:25.223	129.829

#### **8** 14 Dan KNEEN

SBK Behind **4.352**  
Best Time **3:26.579** Best Speed **128.977** On **2** Gp **a**

Lap	Elapsed Time	Lap Time	Lap Speed
1	3:52.484	3:52.484	112.673
2	7:19.063	3:26.579	128.977
3	10:49.574	3:30.511	126.568
4	43:32.361	32:42.787	13.575

#### **9** 12 Dean HARRISON

SBK Behind **5.055**  
Best Time **3:27.282** Best Speed **128.540** On **3** Gp **a**

Lap	Elapsed Time	Lap Time	Lap Speed
1	20:31.396	20:31.396	21.272
2	24:00.075	3:28.679	127.679
3	27:27.357	3:27.282	128.540
4	31:15.758	3:48.401	116.654

# METZELER ULSTER GRAND PRIX

## SUPERBIKE / SUPERSTOCK

### UGP First Qualifying

Wednesday, 13 August 2014

## DETAILED RESULT

### UGP Superbike First Qualifying



#### Qualifying Classification

Position

#### 10 24 Steve MERCER

SBK Behind 5.132

Best Time 3:27.359 Best Speed 128.492 On 5 Gp a

Lap	Elapsed Time	Lap Time	Lap Speed
1	4:08.539	4:08.539	105.395
2	7:40.560	3:32.021	125.667
3	11:13.716	3:33.156	124.997
4	14:42.482	3:28.766	127.626
5	18:09.841	3:27.359	128.492
6	21:47.299	3:37.458	122.525

#### 13 48 Derek McGEE

SBK Behind 7.295

Best Time 3:29.522 Best Speed 127.165 On 4 Gp a

Lap	Elapsed Time	Lap Time	Lap Speed
1	4:00.278	4:00.278	109.018
2	7:31.799	3:31.521	125.964
3	11:01.423	3:29.624	127.104
4	14:30.945	3:29.522	127.165
5	18:01.791	3:30.846	126.367
6	21:32.557	3:30.766	126.415
7	25:03.253	3:30.696	126.457
8	28:41.523	3:38.270	122.069

#### 18 61 John WALSH

SBK Behind 10.338

Best Time 3:32.565 Best Speed 125.345 On 7 Gp a

Lap	Elapsed Time	Lap Time	Lap Speed
1	4:05.425	4:05.425	106.732
2	7:44.103	3:38.678	121.841
3	11:25.027	3:40.924	120.602
4	17:45.225	6:20.198	70.079
5	21:20.069	3:34.844	124.015
6	24:58.025	3:37.956	122.245
7	28:30.590	3:32.565	125.345
8	32:12.657	3:42.067	119.982

### UGP Superbike First Qualifying

#### Qualifying Classification

Position

#### 19 31 Shaun ANDERSON

SBK Behind 10.567

Best Time 3:32.794 Best Speed 125.210 On 8 Gp a

Lap	Elapsed Time	Lap Time	Lap Speed
1	5:16.388	5:16.388	82.793
2	8:54.125	3:37.737	122.368
3	12:30.475	3:36.350	123.152
4	16:05.637	3:35.162	123.832
5	19:42.238	3:36.601	123.009
6	23:21.001	3:38.763	121.794
7	26:55.557	3:34.556	124.182
8	30:28.351	3:32.794	125.210
9	34:13.021	3:44.670	118.592

#### 22 40 Daley MATHISON

SBK Behind 12.434

Best Time 3:34.661 Best Speed 124.121 On 4 Gp a

Lap	Elapsed Time	Lap Time	Lap Speed
1	4:00.437	4:00.437	108.946
2	7:38.848	3:38.411	121.990
3	11:17.482	3:38.634	121.866
4	14:52.143	3:34.661	124.121
5	18:30.825	3:38.682	121.839
6	32:29.434	13:58.609	31.772
7	36:04.523	3:35.089	123.874
8	39:39.447	3:34.924	123.969
9	43:14.332	3:34.885	123.992

#### 28 71 Davy MORGAN

SBK Behind 16.626

Best Time 3:38.853 Best Speed 121.744 On 3 Gp a

Lap	Elapsed Time	Lap Time	Lap Speed
1	4:29.649	4:29.649	97.144
2	8:09.567	3:39.918	121.154
3	11:48.420	3:38.853	121.744
4	15:39.114	3:50.694	115.495

#### 39 89 Colin STEPHENSON

SBK Behind 21.121

Best Time 3:43.348 Best Speed 119.293 On 6 Gp a

Lap	Elapsed Time	Lap Time	Lap Speed
1	13:39.352	13:39.352	31.970
2	17:27.562	3:48.210	116.752
3	21:16.329	3:48.767	116.468
4	25:03.221	3:46.892	117.430
5	28:50.486	3:47.265	117.237
6	32:33.834	3:43.348	119.293
7	36:21.812	3:47.978	116.871

# METZELER ULSTER GRAND PRIX

## SUPERBIKE / SUPERSTOCK

### UGP First Qualifying

Wednesday, 13 August 2014

## DETAILED RESULT



### Qualifying Classification

Position

#### **2** 60 Peter HICKMAN

STK Behind 0.147

Best Time 3:26.146 Best Speed 129.248 On 8 Gp a

Lap	Elapsed Time	Lap Time	Lap Speed
1	3:50.735	3:50.735	113.527
2	7:18.863	3:28.128	128.017
3	10:46.396	3:27.533	128.384
4	14:14.377	3:27.981	128.108
5	17:50.264	3:35.887	123.416
6	29:07.240	11:16.976	39.357
7	32:35.671	3:28.431	127.831
8	36:01.817	3:26.146	129.248
9	39:57.056	3:55.239	113.263
10	43:23.512	3:26.456	129.054

#### **7** 60 Peter HICKMAN

STK Behind 3.919

Best Time 3:26.146 Best Speed 129.248 On 8 Gp a

Lap	Elapsed Time	Lap Time	Lap Speed
1	3:50.735	3:50.735	113.527
2	7:18.863	3:28.128	128.017
3	10:46.396	3:27.533	128.384
4	14:14.377	3:27.981	128.108
5	17:50.264	3:35.887	123.416
6	29:07.240	11:16.976	39.357
7	32:35.671	3:28.431	127.831
8	36:01.817	3:26.146	129.248
9	39:57.056	3:55.239	113.263
10	43:23.512	3:26.456	129.054

#### **11** 11 Stephen THOMPSON

STK Behind 5.718

Best Time 3:27.945 Best Speed 128.130 On 3 Gp a

Lap	Elapsed Time	Lap Time	Lap Speed
1	3:52.258	3:52.258	112.783
2	7:20.692	3:28.434	127.829
3	10:48.637	3:27.945	128.130
4	14:29.620	3:40.983	120.570
5	22:42.612	8:12.992	54.045

#### **5** 11 Stephen THOMPSON

STK Behind 1.946

Best Time 3:27.945 Best Speed 128.130 On 3 Gp a

Lap	Elapsed Time	Lap Time	Lap Speed
1	3:52.258	3:52.258	112.783
2	7:20.692	3:28.434	127.829
3	10:48.637	3:27.945	128.130
4	14:29.620	3:40.983	120.570
5	22:42.612	8:12.992	54.045

### Qualifying Classification

Position

#### **12** 15 Derek SHEILS

STK Behind 7.110

Best Time 3:29.337 Best Speed 127.278 On 2 Gp a

Lap	Elapsed Time	Lap Time	Lap Speed
1	3:54.922	3:54.922	111.504
2	7:24.259	3:29.337	127.278
3	12:03.287	4:39.028	95.488
4	15:45.555	3:42.268	119.873
5	25:49.868	10:04.313	44.090
6	29:19.317	3:29.449	127.210
7	33:00.140	3:40.823	120.658
8	39:25.396	6:25.256	69.159
9	43:05.383	3:39.987	121.116

#### **7** 15 Derek SHEILS

STK Behind 3.338

Best Time 3:29.337 Best Speed 127.278 On 2 Gp a

Lap	Elapsed Time	Lap Time	Lap Speed
1	3:54.922	3:54.922	111.504
2	7:24.259	3:29.337	127.278
3	12:03.287	4:39.028	95.488
4	15:45.555	3:42.268	119.873
5	25:49.868	10:04.313	44.090
6	29:19.317	3:29.449	127.210
7	33:00.140	3:40.823	120.658
8	39:25.396	6:25.256	69.159
9	43:05.383	3:39.987	121.116

#### **14** 29 Ivan LINTIN

STK Behind 8.517

Best Time 3:30.744 Best Speed 126.428 On 2 Gp a

Lap	Elapsed Time	Lap Time	Lap Speed
1	3:53.912	3:53.912	111.985
2	7:24.656	3:30.744	126.428
3	11:01.426	3:36.770	122.914
4	16:29.419	5:27.993	81.233

#### **9** 29 Ivan LINTIN

STK Behind 4.745

Best Time 3:30.744 Best Speed 126.428 On 2 Gp a

Lap	Elapsed Time	Lap Time	Lap Speed
1	3:53.912	3:53.912	111.985
2	7:24.656	3:30.744	126.428
3	11:01.426	3:36.770	122.914
4	16:29.419	5:27.993	81.233



# METZELER ULSTER GRAND PRIX

## SUPERBIKE / SUPERSTOCK

### UGP First Qualifying

Wednesday, 13 August 2014

## DETAILED RESULT



### Qualifying Classification

Position

#### 10 19 Rob BARBER

STK Behind 4.995

Best Time 3:30.994 Best Speed 126.278 On 4 Gp a

Lap	Elapsed Time	Lap Time	Lap Speed
1	4:00.676	4:00.676	108.838
2	7:39.213	3:38.537	121.920
3	11:14.398	3:35.185	123.819
4	14:45.392	3:30.994	126.278
5	18:17.894	3:32.502	125.382
6	22:09.387	3:51.493	115.096
7	33:52.443	11:43.056	37.897
8	37:24.045	3:31.602	125.915
9	40:56.375	3:32.330	125.484
10	44:29.681	3:33.306	124.910

#### 15 19 Rob BARBER

STK Behind 8.767

Best Time 3:30.994 Best Speed 126.278 On 4 Gp a

Lap	Elapsed Time	Lap Time	Lap Speed
1	4:00.676	4:00.676	108.838
2	7:39.213	3:38.537	121.920
3	11:14.398	3:35.185	123.819
4	14:45.392	3:30.994	126.278
5	18:17.894	3:32.502	125.382
6	22:09.387	3:51.493	115.096
7	33:52.443	11:43.056	37.897
8	37:24.045	3:31.602	125.915
9	40:56.375	3:32.330	125.484
10	44:29.681	3:33.306	124.910

#### 11 97 Seamus ELLIOTT

STK Behind 5.031

Best Time 3:31.030 Best Speed 126.257 On 5 Gp a

Lap	Elapsed Time	Lap Time	Lap Speed
1	4:10.377	4:10.377	104.621
2	7:45.495	3:35.118	123.857
3	11:19.834	3:34.339	124.308
4	14:52.785	3:32.951	125.118
5	18:23.815	3:31.030	126.257
6	22:02.506	3:38.691	121.834
7	30:10.191	8:07.685	54.634

### Qualifying Classification

Position

#### 16 97 Seamus ELLIOTT

STK Behind 8.803

Best Time 3:31.030 Best Speed 126.257 On 5 Gp a

Lap	Elapsed Time	Lap Time	Lap Speed
1	4:10.377	4:10.377	104.621
2	7:45.495	3:35.118	123.857
3	11:19.834	3:34.339	124.308
4	14:52.785	3:32.951	125.118
5	18:23.815	3:31.030	126.257
6	22:02.506	3:38.691	121.834
7	30:10.191	8:07.685	54.634

#### 12 52 Russ MOUNTFORD

STK Behind 6.010

Best Time 3:32.009 Best Speed 125.674 On 11 Gp a

Lap	Elapsed Time	Lap Time	Lap Speed
1	4:34.982	4:34.982	95.260
2	8:12.221	3:37.239	122.648
3	11:49.245	3:37.024	122.770
4	15:22.690	3:33.445	124.828
5	18:57.009	3:34.319	124.319
6	22:29.920	3:32.911	125.141
7	26:07.388	3:37.468	122.519
8	33:29.043	7:21.655	60.328
9	37:01.571	3:32.528	125.367
10	40:34.219	3:32.648	125.296
11	44:06.228	3:32.009	125.674

#### 17 52 Russ MOUNTFORD

STK Behind 9.782

Best Time 3:32.009 Best Speed 125.674 On 11 Gp a

Lap	Elapsed Time	Lap Time	Lap Speed
1	4:34.982	4:34.982	95.260
2	8:12.221	3:37.239	122.648
3	11:49.245	3:37.024	122.770
4	15:22.690	3:33.445	124.828
5	18:57.009	3:34.319	124.319
6	22:29.920	3:32.911	125.141
7	26:07.388	3:37.468	122.519
8	33:29.043	7:21.655	60.328
9	37:01.571	3:32.528	125.367
10	40:34.219	3:32.648	125.296
11	44:06.228	3:32.009	125.674



# METZELER ULSTER GRAND PRIX

## SUPERBIKE / SUPERSTOCK

### UGP First Qualifying

Wednesday, 13 August 2014

## DETAILED RESULT



### Qualifying Classification

Position

#### **14** 111 Paul SHOESMITH

STK Behind **7.670**  
Best Time **3:33.669** Best Speed **124.697** On **7** Gp **a**

Lap	Elapsed Time	Lap Time	Lap Speed
1	3:59.955	3:59.955	109.165
2	7:40.337	3:40.382	120.899
3	11:17.789	3:37.452	122.528
4	14:55.642	3:37.853	122.302
5	18:30.318	3:34.676	124.112
6	22:05.905	3:35.587	123.588
7	25:39.574	3:33.669	124.697
8	29:14.599	3:35.025	123.911
9	32:50.289	3:35.690	123.529
10	36:26.888	3:36.599	123.011
11	41:27.088	5:00.200	88.754

#### **20** 111 Paul SHOESMITH

STK Behind **11.442**  
Best Time **3:33.669** Best Speed **124.697** On **7** Gp **a**

Lap	Elapsed Time	Lap Time	Lap Speed
1	3:59.955	3:59.955	109.165
2	7:40.337	3:40.382	120.899
3	11:17.789	3:37.452	122.528
4	14:55.642	3:37.853	122.302
5	18:30.318	3:34.676	124.112
6	22:05.905	3:35.587	123.588
7	25:39.574	3:33.669	124.697
8	29:14.599	3:35.025	123.911
9	32:50.289	3:35.690	123.529
10	36:26.888	3:36.599	123.011
11	41:27.088	5:00.200	88.754

#### **16** 98 Paul OWEN

STK Behind **8.321**  
Best Time **3:34.320** Best Speed **124.319** On **6** Gp **a**

Lap	Elapsed Time	Lap Time	Lap Speed
1	4:46.987	4:46.987	91.275
2	8:29.112	3:42.125	119.950
3	14:24.606	5:55.494	74.949
4	18:01.530	3:36.924	122.826
5	21:35.945	3:34.415	124.264
6	25:10.265	3:34.320	124.319
7	28:45.978	3:35.713	123.516
8	32:24.652	3:38.674	121.843

### Qualifying Classification

Position

#### **21** 98 Paul OWEN

STK Behind **12.093**  
Best Time **3:34.320** Best Speed **124.319** On **6** Gp **a**

Lap	Elapsed Time	Lap Time	Lap Speed
1	4:46.987	4:46.987	91.275
2	8:29.112	3:42.125	119.950
3	14:24.606	5:55.494	74.949
4	18:01.530	3:36.924	122.826
5	21:35.945	3:34.415	124.264
6	25:10.265	3:34.320	124.319
7	28:45.978	3:35.713	123.516
8	32:24.652	3:38.674	121.843

#### **17** 94 Ben WYLIE

STK Behind **9.288**  
Best Time **3:35.287** Best Speed **123.760** On **7** Gp **a**

Lap	Elapsed Time	Lap Time	Lap Speed
1	3:57.121	3:57.121	110.470
2	7:36.487	3:39.366	121.459
3	11:17.330	3:40.843	120.647
4	15:00.557	3:43.227	119.358
5	24:33.214	9:32.657	46.527
6	28:10.431	3:37.217	122.661
7	31:45.718	3:35.287	123.760
8	35:22.398	3:36.680	122.965
9	39:07.632	3:45.234	118.295

#### **23** 94 Ben WYLIE

STK Behind **13.060**  
Best Time **3:35.287** Best Speed **123.760** On **7** Gp **a**

Lap	Elapsed Time	Lap Time	Lap Speed
1	3:57.121	3:57.121	110.470
2	7:36.487	3:39.366	121.459
3	11:17.330	3:40.843	120.647
4	15:00.557	3:43.227	119.358
5	24:33.214	9:32.657	46.527
6	28:10.431	3:37.217	122.661
7	31:45.718	3:35.287	123.760
8	35:22.398	3:36.680	122.965
9	39:07.632	3:45.234	118.295

#### **18** 65 Michael SWEENEY

STK Behind **10.092**  
Best Time **3:36.091** Best Speed **123.300** On **2** Gp **a**

Lap	Elapsed Time	Lap Time	Lap Speed
1	4:01.343	4:01.343	108.537
2	7:37.434	3:36.091	123.300

# METZELER ULSTER GRAND PRIX

## SUPERBIKE / SUPERSTOCK

### UGP First Qualifying

Wednesday, 13 August 2014

## DETAILED RESULT



### Qualifying Classification

Position

#### **24** 65 Michael SWEENEY

STK Behind 13.864

Best Time **3:36.091** Best Speed **123.300** On 2 Gp a

Lap	Elapsed Time	Lap Time	Lap Speed
1	4:01.343	4:01.343	108.537
2	7:37.434	3:36.091	123.300

#### **19** 43 Mark PARRETT

STK Behind 10.676

Best Time **3:36.675** Best Speed **122.967** On 6 Gp a

Lap	Elapsed Time	Lap Time	Lap Speed
1	4:22.514	4:22.514	99.784
2	8:06.394	3:43.880	119.010
3	11:51.213	3:44.819	118.513
4	15:39.782	3:48.569	116.569
5	22:02.148	6:22.366	69.682
6	25:38.823	3:36.675	122.967
7	29:17.880	3:39.057	121.630
8	32:56.269	3:38.389	122.002
9	36:47.203	3:50.934	115.375

#### **25** 43 Mark PARRETT

STK Behind 14.448

Best Time **3:36.675** Best Speed **122.967** On 6 Gp a

Lap	Elapsed Time	Lap Time	Lap Speed
1	4:22.514	4:22.514	99.784
2	8:06.394	3:43.880	119.010
3	11:51.213	3:44.819	118.513
4	15:39.782	3:48.569	116.569
5	22:02.148	6:22.366	69.682
6	25:38.823	3:36.675	122.967
7	29:17.880	3:39.057	121.630
8	32:56.269	3:38.389	122.002
9	36:47.203	3:50.934	115.375

#### **21** 25 Ivan SHANLEY

STK Behind 11.079

Best Time **3:37.078** Best Speed **122.739** On 4 Gp a

Lap	Elapsed Time	Lap Time	Lap Speed
1	4:04.706	4:04.706	107.046
2	7:43.131	3:38.425	121.982
3	11:20.675	3:37.544	122.476
4	14:57.753	3:37.078	122.739

### Qualifying Classification

Position

#### **26** 25 Ivan SHANLEY

STK Behind 14.851

Best Time **3:37.078** Best Speed **122.739** On 4 Gp a

Lap	Elapsed Time	Lap Time	Lap Speed
1	4:04.706	4:04.706	107.046
2	7:43.131	3:38.425	121.982
3	11:20.675	3:37.544	122.476
4	14:57.753	3:37.078	122.739

#### **22** 36 Fabrice MIGUET

STK Behind 11.756

Best Time **3:37.755** Best Speed **122.358** On 5 Gp a

Lap	Elapsed Time	Lap Time	Lap Speed
1	4:14.077	4:14.077	103.097
2	7:52.301	3:38.224	122.095
3	11:32.205	3:39.904	121.162
4	15:10.694	3:38.489	121.946
5	18:48.449	3:37.755	122.358
6	22:26.258	3:37.809	122.327
7	26:10.995	3:44.737	118.556
8	41:26.433	15:15.438	29.105

#### **27** 36 Fabrice MIGUET

STK Behind 15.528

Best Time **3:37.755** Best Speed **122.358** On 5 Gp a

Lap	Elapsed Time	Lap Time	Lap Speed
1	4:14.077	4:14.077	103.097
2	7:52.301	3:38.224	122.095
3	11:32.205	3:39.904	121.162
4	15:10.694	3:38.489	121.946
5	18:48.449	3:37.755	122.358
6	22:26.258	3:37.809	122.327
7	26:10.995	3:44.737	118.556
8	41:26.433	15:15.438	29.105

#### **23** 27 Nuno CAETANO

STK Behind 12.963

Best Time **3:38.962** Best Speed **121.683** On 2 Gp a

Lap	Elapsed Time	Lap Time	Lap Speed
1	6:39.685	6:39.685	65.538
2	10:18.647	3:38.962	121.683
3	13:58.966	3:40.319	120.934
4	17:38.190	3:39.224	121.538
5	21:17.854	3:39.664	121.294
6	24:58.487	3:40.633	120.761

# METZELER ULSTER GRAND PRIX

SUPERBIKE / SUPERSTOCK

UGP First Qualifying

Wednesday, 13 August 2014

DETAILED RESULT



## Qualifying Classification

Position

**29** 27 Nuno CAETANO

STK Behind 16.735

Best Time 3:38.962 Best Speed 121.683 On 2 Gp a

Lap	Elapsed Time	Lap Time	Lap Speed
1	6:39.685	6:39.685	65.538
2	10:18.647	3:38.962	121.683
3	13:58.966	3:40.319	120.934
4	17:38.190	3:39.224	121.538
5	21:17.854	3:39.664	121.294
6	24:58.487	3:40.633	120.761

**24** 16 Dave HEWSON

STK Behind 12.977

Best Time 3:38.976 Best Speed 121.675 On 7 Gp a

Lap	Elapsed Time	Lap Time	Lap Speed
1	4:32.684	4:32.684	96.062
2	8:14.657	3:41.973	120.032
3	11:55.331	3:40.674	120.739
4	15:40.493	3:45.162	118.332
5	24:25.547	8:45.054	50.745
6	28:05.545	3:39.998	121.110
7	31:44.521	3:38.976	121.675
8	35:23.913	3:39.392	121.445
9	39:16.901	3:52.988	114.358

**30** 16 Dave HEWSON

STK Behind 16.749

Best Time 3:38.976 Best Speed 121.675 On 7 Gp a

Lap	Elapsed Time	Lap Time	Lap Speed
1	4:32.684	4:32.684	96.062
2	8:14.657	3:41.973	120.032
3	11:55.331	3:40.674	120.739
4	15:40.493	3:45.162	118.332
5	24:25.547	8:45.054	50.745
6	28:05.545	3:39.998	121.110
7	31:44.521	3:38.976	121.675
8	35:23.913	3:39.392	121.445
9	39:16.901	3:52.988	114.358

## Qualifying Classification

Position

**25** 70 Phillip CROWE

STK Behind 13.748

Best Time 3:39.747 Best Speed 121.248 On 10 Gp a

Lap	Elapsed Time	Lap Time	Lap Speed
1	4:10.345	4:10.345	104.634
2	7:54.468	3:44.123	118.881
3	11:39.054	3:44.586	118.636
4	15:21.456	3:42.402	119.801
5	19:02.376	3:40.920	120.605
6	22:45.495	3:43.119	119.416
7	27:46.135	5:00.640	88.624
8	33:52.348	6:06.213	72.755
9	37:32.528	3:40.180	121.010
10	41:12.275	3:39.747	121.248

**31** 70 Phillip CROWE

STK Behind 17.520

Best Time 3:39.747 Best Speed 121.248 On 10 Gp a

Lap	Elapsed Time	Lap Time	Lap Speed
1	4:10.345	4:10.345	104.634
2	7:54.468	3:44.123	118.881
3	11:39.054	3:44.586	118.636
4	15:21.456	3:42.402	119.801
5	19:02.376	3:40.920	120.605
6	22:45.495	3:43.119	119.416
7	27:46.135	5:00.640	88.624
8	33:52.348	6:06.213	72.755
9	37:32.528	3:40.180	121.010
10	41:12.275	3:39.747	121.248

**26** 66 Tom McHALE

STK Behind 14.679

Best Time 3:40.678 Best Speed 120.737 On 4 Gp a

Lap	Elapsed Time	Lap Time	Lap Speed
1	4:20.753	4:20.753	100.458
2	8:06.125	3:45.372	118.222
3	11:50.614	3:44.489	118.687
4	15:31.292	3:40.678	120.737
5	19:13.571	3:42.279	119.867

**32** 66 Tom McHALE

STK Behind 18.451

Best Time 3:40.678 Best Speed 120.737 On 4 Gp a

Lap	Elapsed Time	Lap Time	Lap Speed
1	4:20.753	4:20.753	100.458
2	8:06.125	3:45.372	118.222
3	11:50.614	3:44.489	118.687
4	15:31.292	3:40.678	120.737
5	19:13.571	3:42.279	119.867

# METZELER ULSTER GRAND PRIX

## SUPERBIKE / SUPERSTOCK

### UGP First Qualifying

Wednesday, 13 August 2014

## DETAILED RESULT



### Qualifying Classification

Position

#### **27** 17 Mark GOODINGS

STK Behind 14.897

Best Time **3:40.896** Best Speed **120.618** On 7 Gp a

Lap	Elapsed Time	Lap Time	Lap Speed
1	4:32.781	4:32.781	96.028
2	8:27.193	3:54.412	113.663
3	12:14.242	3:47.049	117.349
4	16:04.191	3:49.949	115.869
5	19:46.834	3:42.643	119.671
6	23:28.548	3:41.714	120.173
7	27:09.444	3:40.896	120.618
8	30:51.804	3:42.360	119.824
9	34:35.545	3:43.741	119.084
10	38:47.238	4:11.693	105.859

#### **33** 17 Mark GOODINGS

STK Behind 18.669

Best Time **3:40.896** Best Speed **120.618** On 7 Gp a

Lap	Elapsed Time	Lap Time	Lap Speed
1	4:32.781	4:32.781	96.028
2	8:27.193	3:54.412	113.663
3	12:14.242	3:47.049	117.349
4	16:04.191	3:49.949	115.869
5	19:46.834	3:42.643	119.671
6	23:28.548	3:41.714	120.173
7	27:09.444	3:40.896	120.618
8	30:51.804	3:42.360	119.824
9	34:35.545	3:43.741	119.084
10	38:47.238	4:11.693	105.859

#### **28** 21 Alan CONNOR

STK Behind 15.321

Best Time **3:41.320** Best Speed **120.387** On 3 Gp a

Lap	Elapsed Time	Lap Time	Lap Speed
1	11:53.208	11:53.208	36.728
2	15:36.814	3:43.606	119.156
3	19:18.134	3:41.320	120.387
4	23:00.465	3:42.331	119.839
5	26:43.025	3:42.560	119.716
6	30:26.124	3:43.099	119.427
7	34:13.971	3:47.847	116.938
8	41:29.235	7:15.264	61.213

### Qualifying Classification

Position

#### **34** 21 Alan CONNOR

STK Behind 19.093

Best Time **3:41.320** Best Speed **120.387** On 3 Gp a

Lap	Elapsed Time	Lap Time	Lap Speed
1	11:53.208	11:53.208	36.728
2	15:36.814	3:43.606	119.156
3	19:18.134	3:41.320	120.387
4	23:00.465	3:42.331	119.839
5	26:43.025	3:42.560	119.716
6	30:26.124	3:43.099	119.427
7	34:13.971	3:47.847	116.938
8	41:29.235	7:15.264	61.213

#### **29** 41 Neil GREGORY

STK Behind 15.628

Best Time **3:41.627** Best Speed **120.220** On 5 Gp a

Lap	Elapsed Time	Lap Time	Lap Speed
1	6:43.522	6:43.522	64.915
2	10:30.419	3:46.897	117.428
3	14:15.677	3:45.258	118.282
4	18:01.352	3:45.675	118.063
5	21:42.979	3:41.627	120.220
6	25:28.721	3:45.742	118.028
7	29:18.425	3:49.704	115.993

#### **35** 41 Neil GREGORY

STK Behind 19.400

Best Time **3:41.627** Best Speed **120.220** On 5 Gp a

Lap	Elapsed Time	Lap Time	Lap Speed
1	6:43.522	6:43.522	64.915
2	10:30.419	3:46.897	117.428
3	14:15.677	3:45.258	118.282
4	18:01.352	3:45.675	118.063
5	21:42.979	3:41.627	120.220
6	25:28.721	3:45.742	118.028
7	29:18.425	3:49.704	115.993

#### **30** 23 Dennis BOOTH

STK Behind 16.223

Best Time **3:42.222** Best Speed **119.898** On 6 Gp a

Lap	Elapsed Time	Lap Time	Lap Speed
1	4:22.026	4:22.026	99.970
2	8:09.460	3:47.434	117.150
3	11:57.114	3:47.654	117.037
4	15:43.782	3:46.668	117.546
5	23:22.577	7:38.795	58.074
6	27:04.799	3:42.222	119.898
7	30:52.663	3:47.864	116.929

# METZELER ULSTER GRAND PRIX

## SUPERBIKE / SUPERSTOCK

### UGP First Qualifying

Wednesday, 13 August 2014

## DETAILED RESULT



### Qualifying Classification

Position

**36** 23 Dennis BOOTH

STK Behind 19.995

Best Time 3:42.222 Best Speed 119.898 On 6 Gp a

Lap	Elapsed Time	Lap Time	Lap Speed
1	4:22.026	4:22.026	99.970
2	8:09.460	3:47.434	117.150
3	11:57.114	3:47.654	117.037
4	15:43.782	3:46.668	117.546
5	23:22.577	7:38.795	58.074
6	27:04.799	3:42.222	119.898
7	30:52.663	3:47.864	116.929

**31** 47 Alistair KIRK

STK Behind 16.353

Best Time 3:42.352 Best Speed 119.828 On 7 Gp a

Lap	Elapsed Time	Lap Time	Lap Speed
1	4:35.031	4:35.031	95.243
2	8:24.015	3:48.984	116.357
3	12:12.467	3:48.452	116.628
4	15:57.062	3:44.595	118.631
5	19:42.182	3:45.120	118.354
6	23:26.114	3:43.932	118.982
7	27:08.466	3:42.352	119.828
8	30:51.117	3:42.651	119.667
9	35:39.817	4:48.700	92.289

**37** 47 Alistair KIRK

STK Behind 20.125

Best Time 3:42.352 Best Speed 119.828 On 7 Gp a

Lap	Elapsed Time	Lap Time	Lap Speed
1	4:35.031	4:35.031	95.243
2	8:24.015	3:48.984	116.357
3	12:12.467	3:48.452	116.628
4	15:57.062	3:44.595	118.631
5	19:42.182	3:45.120	118.354
6	23:26.114	3:43.932	118.982
7	27:08.466	3:42.352	119.828
8	30:51.117	3:42.651	119.667
9	35:39.817	4:48.700	92.289

### Qualifying Classification

Position

**32** 95 Xavier DENIS

STK Behind 16.683

Best Time 3:42.682 Best Speed 119.650 On 6 Gp a

Lap	Elapsed Time	Lap Time	Lap Speed
1	4:08.444	4:08.444	105.435
2	11:48.093	7:39.649	57.966
3	15:31.061	3:42.968	119.497
4	19:15.964	3:44.903	118.469
5	23:00.237	3:44.273	118.801
6	26:42.919	3:42.682	119.650
7	30:25.910	3:42.991	119.484
8	34:11.076	3:45.166	118.330
9	38:59.750	4:48.674	92.298

**38** 95 Xavier DENIS

STK Behind 20.455

Best Time 3:42.682 Best Speed 119.650 On 6 Gp a

Lap	Elapsed Time	Lap Time	Lap Speed
1	4:08.444	4:08.444	105.435
2	11:48.093	7:39.649	57.966
3	15:31.061	3:42.968	119.497
4	19:15.964	3:44.903	118.469
5	23:00.237	3:44.273	118.801
6	26:42.919	3:42.682	119.650
7	30:25.910	3:42.991	119.484
8	34:11.076	3:45.166	118.330
9	38:59.750	4:48.674	92.298

**33** 91 Anthony McCOLGAN

STK Behind 18.631

Best Time 3:44.630 Best Speed 118.613 On 4 Gp a

Lap	Elapsed Time	Lap Time	Lap Speed
1	4:21.327	4:21.327	100.237
2	8:09.064	3:47.737	116.994
3	11:56.771	3:47.707	117.010
4	15:41.401	3:44.630	118.613
5	19:36.069	3:54.668	113.539

**40** 91 Anthony McCOLGAN

STK Behind 22.403

Best Time 3:44.630 Best Speed 118.613 On 4 Gp a

Lap	Elapsed Time	Lap Time	Lap Speed
1	4:21.327	4:21.327	100.237
2	8:09.064	3:47.737	116.994
3	11:56.771	3:47.707	117.010
4	15:41.401	3:44.630	118.613
5	19:36.069	3:54.668	113.539

# METZELER ULSTER GRAND PRIX

## SUPERBIKE / SUPERSTOCK

### UGP First Qualifying

Wednesday, 13 August 2014

## DETAILED RESULT



### Qualifying Classification

Position

#### **34** 33 Paul CRANSTON

STK Behind 20.841

Best Time 3:46.840 Best Speed 117.457 On 5 Gp a

Lap	Elapsed Time	Lap Time	Lap Speed
1	10:01.502	10:01.502	43.549
2	13:52.298	3:50.796	115.444
3	17:40.024	3:47.726	117.000
4	21:27.857	3:47.833	116.945
5	25:14.697	3:46.840	117.457
6	29:03.000	3:48.303	116.704
7	32:51.347	3:48.347	116.682
8	36:40.586	3:49.239	116.228
9	40:30.123	3:49.537	116.077
10	44:18.075	3:47.952	116.884

#### **41** 33 Paul CRANSTON

STK Behind 24.613

Best Time 3:46.840 Best Speed 117.457 On 5 Gp a

Lap	Elapsed Time	Lap Time	Lap Speed
1	10:01.502	10:01.502	43.549
2	13:52.298	3:50.796	115.444
3	17:40.024	3:47.726	117.000
4	21:27.857	3:47.833	116.945
5	25:14.697	3:46.840	117.457
6	29:03.000	3:48.303	116.704
7	32:51.347	3:48.347	116.682
8	36:40.586	3:49.239	116.228
9	40:30.123	3:49.537	116.077
10	44:18.075	3:47.952	116.884

#### **35** 80 Darren COOPER

STK Behind 23.953

Best Time 3:49.952 Best Speed 115.867 On 4 Gp a

Lap	Elapsed Time	Lap Time	Lap Speed
1	4:32.333	4:32.333	96.186
2	8:23.705	3:51.372	115.156
3	12:13.924	3:50.219	115.733
4	16:03.876	3:49.952	115.867
5	20:00.233	3:56.357	112.728

#### **42** 80 Darren COOPER

STK Behind 27.725

Best Time 3:49.952 Best Speed 115.867 On 4 Gp a

Lap	Elapsed Time	Lap Time	Lap Speed
1	4:32.333	4:32.333	96.186
2	8:23.705	3:51.372	115.156
3	12:13.924	3:50.219	115.733
4	16:03.876	3:49.952	115.867
5	20:00.233	3:56.357	112.728

### Qualifying Classification

Position

#### **36** 38 Andrew SELLARS

STK Behind 32.178

Best Time 3:58.177 Best Speed 111.866 On 5 Gp a

Lap	Elapsed Time	Lap Time	Lap Speed
1	8:26.934	8:26.934	51.673
2	12:26.868	3:59.934	111.047
3	16:26.127	3:59.259	111.360
4	20:27.096	4:00.969	110.570
5	24:25.273	3:58.177	111.866
6	28:26.902	4:01.629	110.268

#### **43** 38 Andrew SELLARS

STK Behind 35.950

Best Time 3:58.177 Best Speed 111.866 On 5 Gp a

Lap	Elapsed Time	Lap Time	Lap Speed
1	8:26.934	8:26.934	51.673
2	12:26.868	3:59.934	111.047
3	16:26.127	3:59.259	111.360
4	20:27.096	4:00.969	110.570
5	24:25.273	3:58.177	111.866
6	28:26.902	4:01.629	110.268

### Non Qualifiers

Position

#### **69** George SPENCE

STK Behind 39:33.261

Best Time 42:59.260 Best Speed 10.330 On 1 Gp a

Lap	Elapsed Time	Lap Time	Lap Speed
1	42:59.260	42:59.260	10.156
1	42:59.260	42:59.260	10.156

# METZELER ULSTER GRAND PRIX

## SUPERBIKE / SUPERSTOCK

### UGP First Qualifying

Wednesday, 13 August 2014

## DETAILED RESULT

### Superstock First Qualifying



### Qualifying Classification

Position

#### **1** Michael DUNLOP

STK Behind 1.001  
Best Time **3:25.999** Best Speed **129.340** On 3 Gp a

Lap	Elapsed Time	Lap Time	Lap Speed
1	8:48.877	8:48.877	49.529
2	12:22.730	3:33.853	124.590
3	15:48.729	3:25.999	129.340
4	19:14.865	3:26.136	129.254

#### **3** Bruce ANSTEY

STK Behind 1.001  
Best Time **3:26.100** Best Speed **128.715** On 3 Gp a

Lap	Elapsed Time	Lap Time	Lap Speed
1	29:34.469	29:34.469	14.762
2	33:03.862	3:29.393	127.244
3	36:30.862	3:26.1000	128.715
4	40:03.487	3:32.625	125.310

#### **4** Guy MARTIN

STK Behind 1.012  
Best Time **3:27.011** Best Speed **128.708** On 3 Gp a

Lap	Elapsed Time	Lap Time	Lap Speed
1	30:18.930	30:18.930	14.401
2	33:49.157	3:30.227	126.739
3	37:16.168	3:27.011	128.708
4	40:44.012	3:27.844	128.192
5	44:20.216	3:36.204	123.235

#### **6** Lee JOHNSTON

STK Behind 3.016  
Best Time **3:29.015** Best Speed **127.474** On 3 Gp a

Lap	Elapsed Time	Lap Time	Lap Speed
1	4:06.430	4:06.430	106.297
2	7:38.949	3:32.519	125.372
3	11:07.964	3:29.015	127.474
4	14:50.550	3:42.586	119.702

### Superstock First Qualifying

### Qualifying Classification

Position

#### **8** Dan KNEEN

STK Behind 3.464  
Best Time **3:29.463** Best Speed **127.201** On 5 Gp a

Lap	Elapsed Time	Lap Time	Lap Speed
1	17:32.909	17:32.909	24.878
2	21:06.370	3:33.461	124.819
3	24:37.049	3:30.679	126.467
4	28:08.917	3:31.868	125.757
5	31:38.380	3:29.463	127.201
6	35:12.676	3:34.296	124.333
7	38:54.366	3:41.690	120.186

#### **13** Dean HARRISON

STK Behind 7.138  
Best Time **3:33.137** Best Speed **125.009** On 4 Gp a

Lap	Elapsed Time	Lap Time	Lap Speed
1	3:48.793	3:48.793	114.491
2	7:43.518	3:54.725	113.511
3	11:16.707	3:33.189	124.978
4	14:49.844	3:33.137	125.009

#### **15** Steve MERCER

STK Behind 7.767  
Best Time **3:33.766** Best Speed **124.641** On 4 Gp a

Lap	Elapsed Time	Lap Time	Lap Speed
1	27:11.043	27:11.043	16.060
2	30:51.233	3:40.190	121.004
3	34:25.225	3:33.992	124.509
4	37:58.991	3:33.766	124.641
5	41:32.915	3:33.924	124.549

#### **20** Davy MORGAN

STK Behind 10.974  
Best Time **3:36.973** Best Speed **122.799** On 2 Gp a

Lap	Elapsed Time	Lap Time	Lap Speed
1	21:06.296	21:06.296	20.686
2	24:43.269	3:36.973	122.799
3	28:20.728	3:37.459	122.524
4	32:08.736	3:48.008	116.855